

4-6 Damper Diodes

Damper Diodes

●For TV

V _{RM} (V)	I _F (AV) (A) <small>Values in parentheses are for the products with heatsinks</small>	Package Axial <small>(Body Diameter/Lead Diameter)</small>	Part Number	I _{FSM} (A) <small>50Hz Single Half Sine Wave</small>	T _j (°C)	T _{stg} (°C)	V _F (V) max	I _R		T _a (°C)	trr ^①		trr ^②		R _{th(j-l)} R _{th(j-c)} (°C/W)	Mass (g)
								I _F (A)	I _R (μA) V _R =V _{RM} max		I _R (H) (mA) V _R =V _{RM} max	I _F /I _{RP} (mA)	I _F /I _{RP} (mA)			
1300	1.0	Axial(φ4.0/φ0.98)	RH 2D	60	-40 to +150	1.0	1.0	10	0.5	100	4.0	10/10	1.3	100/200	12	0.6
1500	0.8	Axial(φ4.0/φ0.78)	RH 10F	60	-40 to +150	1.0	1.0	10	0.5	100	4.0	10/10	1.3	100/200	15	0.44
	1.0	Axial(φ4.0/φ0.98)	RH 2F	60	-40 to +150	1.0	1.0	10	0.5	100	4.0	10/10	1.3	100/200	12	0.6
	2.0	Axial(φ5.2/φ1.2)	RS 3FS	50	-40 to +150	1.1	3.0	50	0.5	100	2.0	100/100	0.8	100/200	10	1.0
	2.5	Axial(φ5.2/φ1.2)	RH 3F	50	-40 to +150	1.3	2.5	50	0.5	100	4.0	100/100	1.3	100/200	10	1.0
	1.5(2.5)	Axial(φ6.5/φ1.4)	RS 4FS	50	-40 to +150	1.5	3.0	50	0.5	100	1.0	100/100	0.4	100/200	8	1.2
	2.5	Axial(φ6.5/φ1.4)	RH 4F	50	-40 to +150	1.5	2.5	10	0.35	100	4.0	100/100	1.3	100/200	8	1.2
1600	2.5	Axial(φ5.2/φ1.2)	RH 3G	50	-40 to +150	1.3	2.5	50	0.5	100	4.0	100/100	1.3	100/200	10	1.0
1700	6.0	TO-220F2Pin	FMV-G2GS	50	-40 to +150	1.5	6.0	50	3	150(T _j)	2.0	500/500	0.8	500/1000	4	2.1
1800	10	TO-3PF2Pin	FMR-G5HS	50	-40 to +150	1.6	10	20	0.2	100	1.8	500/500	0.7	500/1000	2	6.5

●For CRT Monitor

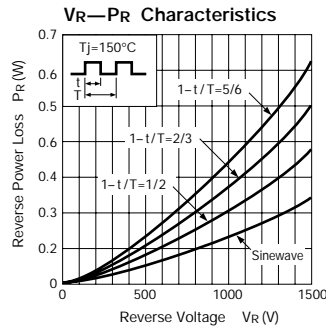
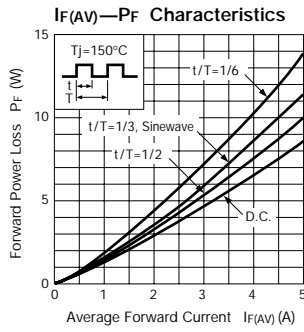
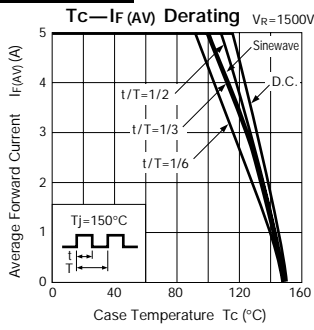
V _{RM} (V)	I _F (AV) (A) <small>Values in parentheses are for the products with heatsinks</small>	Package Axial <small>(Body Diameter/Lead Diameter)</small>	Part Number	I _{FSM} (A) <small>50Hz Single Half Sine Wave</small>	T _j (°C)	T _{stg} (°C)	V _F (V) max	I _R		T _a (°C)	trr ^①		trr ^②		R _{th(j-l)} R _{th(j-c)} (°C/W)	Mass (g)
								I _F (A)	I _R (μA) V _R =V _{RM} max		I _R (H) (mA) V _R =V _{RM} max	I _F /I _{RP} (mA)	I _F /I _{RP} (mA)			
1300	1.2(1.5)	Axial(φ6.5/φ1.4)	RU 4D	50	-40 to +150	1.8	1.5	50	0.5	100	0.4	500/500	0.18	500/1000	8	1.2
	1.5(2.5)	Axial(φ6.5/φ1.4)	RU 4DS	50	-40 to +150	1.8	3.0	50	0.5	100	0.4	500/500	0.18	500/1000	8	1.2
1500	2.0	Axial(φ5.2/φ1.2)	RP 3F	50	-40 to +150	1.7	2.0	50	0.5	100	0.7	500/500	0.3	500/1000	10	1.0
	5.0	TO-220F2Pin	FMQ-G1FS	50	-40 to +150	2.0	5.0	50	0.5	150	0.7	500/500	0.3	500/1000	4	2.1
	5.0	TO-220F2Pin	FMP-G2FS	50	-40 to +150	2.0	5.0	50	0.5	100	0.7	500/500	0.3	500/1000	4	2.1
	10	TO-220F2Pin	FMQ-G2FLS	50	-40 to +150	1.8	10.0	50	0.5	150(T _j)	1.2	500/500	0.4	500/1000	4	2.1
	10	TO-220F2Pin	FMU-G2FS	50	-40 to +150	1.6	10	50	6	150(T _j)	0.6	500/500	0.25	500/1000	4	2.1
	10	TO-220F2Pin	FMQ-G2FS	50	-40 to +150	2.8	10	50	0.5	150(T _j)	0.5	500/500	0.2	500/1000	4	2.1
	10	TO-220F2Pin	FMQ-G2FMS	50	-40 to +150	2.4	10	50	0.5	150	0.5	500/500	0.25	500/1000	4	2.1
	10	TO-3PF2Pin	FMQ-G5FMS	50	-40 to +150	2.4	10	50	0.5	100	0.5	500/500	0.2	500/1000	2	6.5
1700	10	TO-3PF2Pin	FMQ-G5GS	50	-40 to +150	2.7	10	100	0.5	100	0.5	500/500	0.2	500/1000	2	6.5
1800	8.0	TO-3PF2Pin	FMP-G5HS	50	-40 to +150	2.0	8.0	25	0.25	100	1.0	500/500	0.4	500/1000	2	6.5
	10	TO-3PF2Pin	FMR-G5HS	50	-40 to +150	1.6	10	20	0.2	100	1.8	500/500	0.7	500/1000	2	6.5

●For CRT Monitor Correction

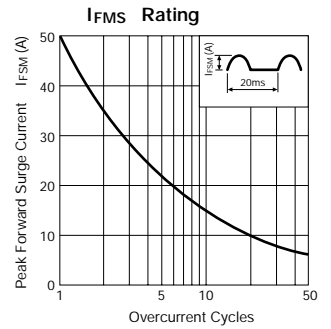
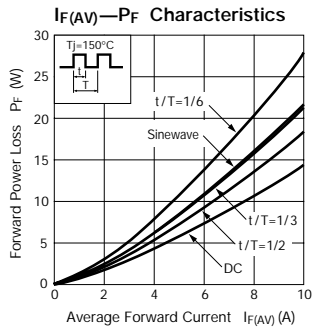
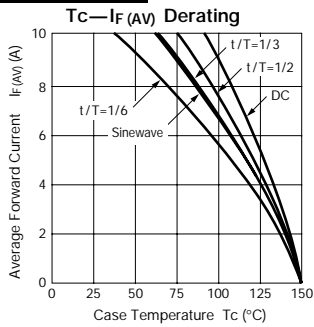
V _{RM} (V)	I _F (AV) (A) <small>Values in parentheses are for the products with heatsinks</small>	Package Axial <small>(Body Diameter/Lead Diameter)</small>	Part Number	I _{FSM} (A) <small>50Hz Single Half Sine Wave</small>	T _j (°C)	T _{stg} (°C)	V _F (V) max	I _R		T _a (°C)	trr ^①		trr ^②		R _{th(j-l)} R _{th(j-c)} (°C/W)	Mass (g)
								I _F (A)	I _R (μA) V _R =V _{RM} max		I _R (H) (mA) V _R =V _{RM} max	I _F /I _{RP} (mA)	I _F /I _{RP} (mA)			
1300	0.5	Axial(φ4.0/φ0.98)	RG 2A2	5	-40 to +150	3.5	0.5	100	0.5	100	0.1	100/100	0.05	100/200	12	0.6
1600	1.0	Axial(φ5.2/φ1.2)	RC 3B2	20	-40 to +150	3.6	1.0	100	0.5	100	0.07	500/500	0.035	500/1000	10	1.0

Characteristic Curves Damper Diodes

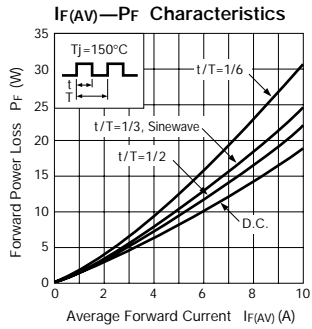
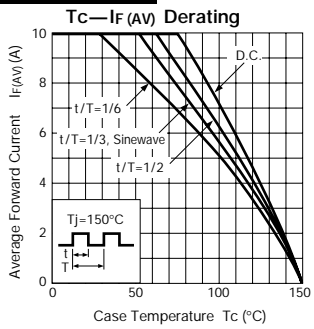
FMQ-G1FS



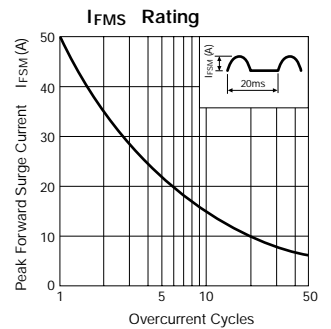
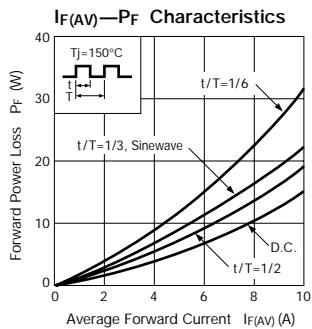
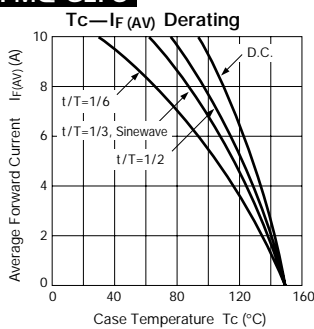
FMQ-G2FLS



FMQ-G2FMS



FMQ-G2FS



FMV-G2GS

